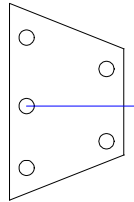
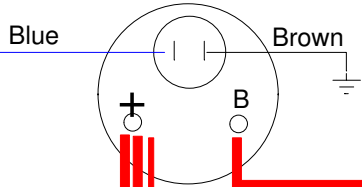


Headlight switch



AMPERE GAUGE



Blue

Brown

4mm red

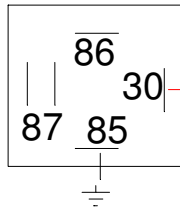
2mm red

Red

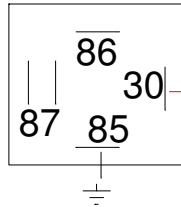
4mm red

B

Ignition relay

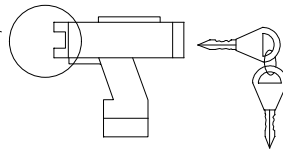
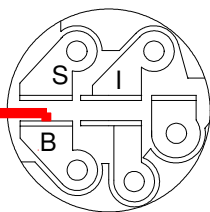
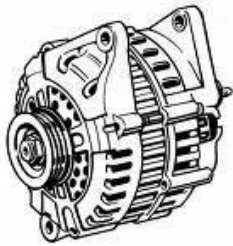


Heatedwindscreen relay



4mm red

ALTERNATOR



FUSEBOX 1

LOW BEAM
15 AMP

HI BEAM
25 AMP

RAD FAN
25 AMP

BRAKE
10 AMP

HEAD
25 AMP

HAZARD
10 AMP

FUSEBOX 4

MAIN
40 AMP

HORN
10 AMP

SEAT BELT
7.5 AMP

HANDBRAKE
7.5 AMP

ALTERNATOR
10 AMP

WATER PUMP
10 AMP

4mm red



FUSEBOX 2

PARK
10 AMP

E.C.U
15 AMP

RESERVOIR
10 AMP

REVERSE
10 AMP

FUEL PUMP
15 AMP

REAR FOG
15 AMP

FUSEBOX 3

INDICATOR
10 AMP

WASHER
25 AMP

WSCREEN
15 AMP

HEATER
15 AMP

GAUGES
10 AMP

WIPER
15 AMP